


# RONA

THE RIGHT FLOOR  
for the right space




In partnership with: 

**BATHROOM**



**KITCHEN**



**BASEMENT**



**LIVING ROOM**



**GARAGE**



## DESIGN TIP

### Installing a backsplash

above your vanity makes your bathroom wall waterproof and easier to clean.

## DESIGN TIP

**Textured tiles** help keep bathroom floors from getting slippery when wet.

# BATHROOM

## CONSIDERATIONS FOR BATHROOM FLOORS


Bathroom floors need to be water and moisture resistant. Some materials are particularly suitable for this purpose.

---



**VINYL** comes in a multitude of patterns, colours, and textures. Vinyl planks are inexpensive and easy to install with a click system. It's exactly like installing laminate flooring. They can be easily cut to shape and require very little maintenance.

### OUR TOP PICKS



Vinyl Planks



Vinyl Tiles



STONE

See our selection on [rona.ca](http://rona.ca)

**CERAMIC TILES** are versatile and hard-wearing; they are stain-resistant, withstand bumps and scratches, and repel water and moisture. Tiles can be arranged in many different ways to create beautiful and stylish effects. Be careful not to choose tiles with very smooth or glossy finishes, which will become slippery and hazardous when wet.

### OUR TOP PICKS

for Floor Tiles:



Porcelain Tiles



Porcelain Tiles



### OUR TOP PICK

for Wall Tiles:




Porcelain Tiles




## INSTALLATION TIP

**We have an extended selection** of waterproof membranes and niches to design the perfect shower and water zones. They allow for your tiles to be sealed from underneath.

**A must-have** for optimal installation.



Waterproofing Membrane





## DESIGN TIP

**For a family home,** vinyl planks flooring is an ideal choice. So you have the warmth and the cozy atmosphere of real wood with the advantages of water-resistant flooring.

## INSTALLATION TIP

**All floating flooring** such as laminate, wood and vinyl, are better be installed with an underlay. It protects against moisture and is a great sound barrier. Some underlay can also correct small subfloor irregularities.

# KITCHEN

## CONSIDERATIONS FOR KITCHEN FLOORS

Spilled food, high heels, toys on wheels, knocks, scrapes, and scuffs: the kitchen floor is certainly put to the test! All the more reason to choose a tough, easy-to-clean, and comfortable floor covering.

Avoid surfaces that are too smooth; they become slippery and dangerous as soon as a few drops of water are spilled. When you choose a backsplash, think about a tough and easy-to-clean material like **CERAMIC OR QUARTZ**.

---

**VINYL** comes in a multitude of colours and textures, some with designs even replicating ceramic and wood. It is inexpensive and easy to install, can be easily cut to shape, and requires minimum maintenance.

**STONE** is particularly tough and elegant and, once sealed, repels stains. In the kitchen, pale slate and granite can be particularly successful.

### OUR TOP PICKS



Vinyl Tiles



Vinyl Planks

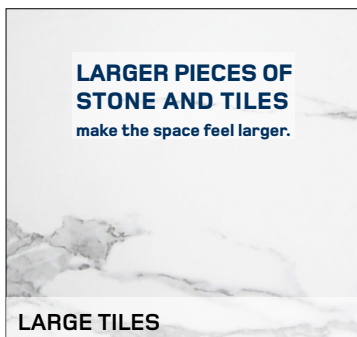


See our selection on [rona.ca](http://rona.ca)

**CERAMIC TILES** win top marks for being versatile and hard-wearing. Available in as many colours and designs as you can imagine, ceramic tiles always outlast the trends.

### OUR TOP PICKS

Floor Tiles:



Porcelain Tiles



Porcelain Tiles




### OUR TOP PICKS

Wall Tiles:



Ceramic Wall Tiles



Porcelain Tiles

**LAMINATE** is almost indistinguishable from solid wood. It needs no special maintenance or waxing. It is an excellent compromise for those wanting to give a warm feel to the kitchen, at a more reasonable price. You can add a waterproof area rug for the parts that are sensitive to water.

### OUR TOP PICKS



Laminate Flooring



Laminate Flooring



Laminate Flooring



## DESIGN TIP

**If you have an open-space basement**, you can choose different wall colours and flooring materials to define the spaces in your basement. There are materials on the market that are specially designed to stop damp rising through a concrete floor slab.

## DESIGN TIP

**For your gym**, think about adding rubber tiles for more comfort and practicality.



# BASEMENT

## CONSIDERATIONS FOR BASEMENT FLOORS


Factors such as increased humidity, cooler temperatures compared to the rest of the house, and limited light all need to be taken into consideration. It would be wise to lay a subfloor over concrete. There are new, easy-to-install materials on the market that are specially designed to stop damp rising through a concrete floor slab.

**VINYL** is easy to maintain and available in a wide range of patterns. Vinyl lasts about 10 years and is good for guest rooms, offices, and playrooms. It can be laid directly onto concrete and often comes with an attached underlayment. A washable vinyl covering is a smart choice if you have children.

### OUR TOP PICKS



Vinyl Flooring



Vinyl Flooring



Vinyl Flooring

**LAMINATE** can withstand wear and tear like any other material; it also has the same aesthetic appeal and warmth as real wood. It's easy to install; simply follow the manufacturer's instructions. This makes it especially suited to basement use, but do not use it without underlayment such as a moisture or vapour barrier.

### OUR TOP PICKS



Laminate Flooring



Laminate Flooring




Laminate Flooring




## INSTALLATION TIP

**For concrete surfaces,** use a polyethylene moisture or vapour barrier sheet as underlayment.



Flooring Underlayment



## INSTALLATION TIP

**Extra planks or tiles** are a must-have in case of accidental breakage during a DIY floor installation.

Keeping additional planks or tiles for future repairs is also recommended. A handy rule of thumb is to purchase 10% more planks or tiles than the DIY project needs.



## LIVING ROOM

### CONSIDERATIONS FOR LIVING AREA FLOORS

There are several good flooring materials for living areas. The following recommendations apply to all common living areas like the living room, bedroom, office, and hallways.

---





## EVERY OPTION IS A GREAT CHOICE FOR DIFFERENT REASONS:

**CARPET** is your secret weapon for turning your home into a cozy, creative wonderland. With a wide range of fibres like durable nylon, soft polyester, and budget-friendly polypropylene, you have the power to choose the perfect foundation for your space. Common carpet constructions include cut pile, cut pile textured, loop pile, pattern (cut and loop pile) and Berber; each providing distinct textures and designs. Carpet offers numerous advantages, such as comfort, warmth, sound absorption, safety, diverse style options, and affordability, making it a versatile and practical choice.

**VINYL** is a good insulator. It stays warm, is soft for sitting and walking on, and absorbs sound to make things quiet.

It is waterproof, low maintenance, and resistant to mould, making it a safe option for the entire family—even those with allergies—as you can lightly steam when you need it.

**TILE AND STONE** are easy to clean and available in a range of styles and designs. However, they will get chilly during the winter months. Area rugs can be used for more comfort and to reduce noise.

### OUR TOP PICKS



**REALISTIC WOOD GRAIN**

Vinyl Flooring



**CLEAN AND MINIMALIST**

**25-YEAR WARRANTY**  
Vinyl Flooring



### OUR TOP PICK



**STONE LOOK**

Ceramic Tiles

**LAMINATE** flooring can resemble wood, tile, or even stone. It is extremely durable, does not scratch, and is easy to clean.

**HARDWOOD** flooring is an alternative option, but it costs a lot more. However, this type of flooring is easy to maintain and very durable.

### OUR TOP PICKS



**25-YEAR WARRANTY**

Laminate Flooring




**REALISTIC WOOD GRAIN**

Laminate Flooring



### OUR TOP PICK



**VARIABLE PLANK LENGTH**

Hardwood Flooring




## DESIGN TIP

**Add 4" ceramic tiles** for a design finishing touch. You will increase your wall bottom durability by adding this ceramic moulding.



Ceramic Wall Tiles



## GARAGE

### CONSIDERATIONS FOR GARAGE FLOORS

First and foremost, a garage flooring must resist stains and tire marks and hide minor imperfections. Here are some suggestions to help you find a solution appropriate for your garage space needs. What's the main difference? Epoxy finishes have a multi-step application and are more durable than paint.



**EPOXY FLOORING COATING** is offered in a wide variety of finishes, colours, and flakes. Epoxy can also be added in order to resemble other materials. Epoxy paint is durable and it can withstand aggressive chemicals as well as heavy traffic. Some products come with stain- or slip-resistant properties. Epoxy finish is considered a more permanent material and can be touched up easily.

**OUR TOP PICK**

Floor Coating



**INSTALLATION TIP** 

**You can use epoxy flooring coating** on the concrete at the bottom of your garage walls and on the concrete stairs to protect against scratches, stain, and crumbling.

**CONCRETE FLOORING STAIN**

is durable, allows the concrete texture to remain visible, and adds a decorative touch. While the value of the home may not specifically go up, perhaps the look of the garage flooring could help to give the space a warmth and cleanliness that a simple poured concrete floor lacks. Concrete stain improves the aesthetics of the garage and is a cost-effective solution.

**CONCRETE FLOORING PAINT**

is the least expensive coating applicable for garage flooring. There are some disadvantages to choosing this solution. It is more suitable for underneath a workspace as opposed to underneath the look vehicles. The painted flooring needs to be repainted every year or two years.

**OUR TOP PICK**

Garage Floor Protector



**OUR TOP PICK**

Latex Floor Paint



**INSTALLATION TIP** 

**While adding a design touch** to the space, putting wall panels on your garage wall is also a good way to protect the wall against grease, stains, and moisture.



Wall Panels





# GET IT INSTALLED

RONA+ RONA RÉNO/DÉPÔT

## FLOORING AND CERAMIC

### Tile Installation Services

At first glance, installing a floor covering seems like a complex endeavour. But don't worry! Good planning will make the work far less daunting.

The first steps are to identify your needs, select the material, set a budget, and contact a trustworthy professional.

#### Ceramic tile

Sit back and relax.

Let us install your new ceramic tile flooring.

We also install wall ceramic in all types of spaces.



#### Hardwood

floor add a sophisticated look to your home while increasing the value of your property.

Get it installed by our experts.



#### Vinyl planks and laminate

are great substitutes to hardwood, at a fraction of the cost.

Have it installed by our qualified professionals.



#### Carpet

Looking to replace your old carpet?

Don't wait any longer, let our professional installers do it for you!

